


2 0 1 0 – 2 0 1 1

# BUDGET

STATE OF ILLINOIS • COMMUNITY COLLEGE DISTRICT 505



FINAL



## TABLE OF CONTENTS

FINANCIAL STATEMENTS	PAGE
Board Resolution	1
Budget Summary for All Funds	2
Operating Funds Revenue	5
Operating Funds Expenditures	8
Education Fund Expenditures	11
Operation and Maintenance Fund Revenues and Expenditures	13
Operation and Maintenance (Restricted) Revenues and Expenditures	14
Bond and Interest Fund Revenues and Expenditures	15
Auxiliary Enterprises Fund Revenues and Expenditures	16
Restricted Purpose Fund Revenues	17
Restricted Purpose Fund Expenditures	18
Audit Fund Revenues and Expenditures	19
Liability, Protection and Settlement Fund Revenues and Expenditures	20
Trust and Agency Fund Revenues and Expenditures	21
Working Cash Fund Revenues and Expenditures	22
SUPPLEMENTAL STATEMENTS	
Equalized Assessed Valuations History	23
Tax Rate History	25
Staffing Plan	27
GENERAL INFORMATION	
Fund Definitions	29
Revenue Definitions	32
Program Definitions	33
Expenditure Object Definitions	35

COMMUNITY COLLEGE DISTRICT 505  
(Parkland College)  
2400 West Bradley Avenue  
Champaign, Illinois 61821-1899

Counties of:

Champaign, Coles, DeWitt, Douglas,  
Edgar, Ford, Iroquois, Livingston,  
McLean, Moultrie, Piatt, Vermilion  
and State of Illinois

BUDGET

For Fiscal Year Beginning July 1, 2010, and Ending June 30, 2011

WHEREAS the Board of Trustees of Community College District #505 (Parkland College), Counties of Champaign, Coles, DeWitt, Douglas, Edgar, Ford, Iroquois, Livingston, McLean, Moultrie, Piatt, Vermilion and State of Illinois caused to be prepared, in tentative form, a budget for the fiscal year 2010-2011, and the public had an opportunity to inspect the same for at least 30 days prior to final action thereon;

WHEREAS a public hearing was held on said budget on the 15th day of September, 2010, a notice of said hearing was given at least 30 days prior thereto as required by law, and all other legal requirements have been complied with;

NOW, THEREFORE, Be It Resolved by the Board of Trustees of said Community College District as follows:

Section 1: That the fiscal year of this Community College be and the same as fixed and declared to be July 1, 2010, and ending June 30, 2011.

Section 2: That the following budget which is attached hereto, made a part hereof, and incorporated by reference contains an estimate of the amounts available in each fund as follows: EDUCATION, OPERATION AND MAINTENANCE--OPERATIONAL, OPERATION AND MAINTENANCE--RESTRICTED, BOND AND INTEREST, AUXILIARY ENTERPRISES, RESTRICTED PURPOSES, WORKING CASH, TRUST AND AGENCY, AUDIT AND LIABILITY, PROTECTION AND SETTLEMENT FUND each separately, and of expenditures from each be and the same is hereby adopted as the budget of this Community College District for the said fiscal year.

ATTEST: \_\_\_\_\_ Secretary, Board of Trustees  
Dana Trimble

APPROVED: \_\_\_\_\_ Chairman, Board of Trustees  
James L. Ayers

September 15, 2010  
Date

SUMMARY OF FISCAL YEAR 2011 BUDGET BY FUND

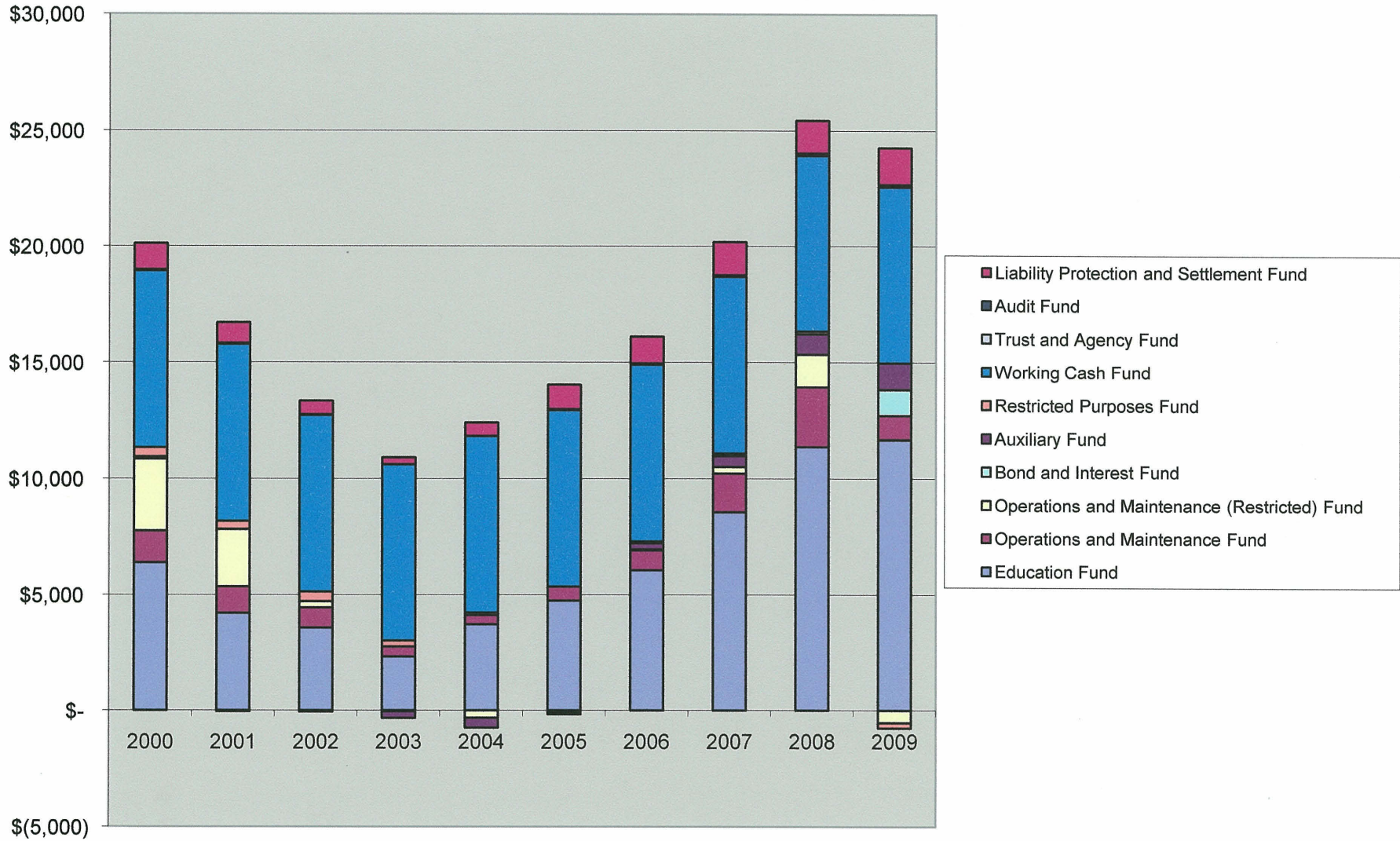
	<u>GENERAL FUNDS</u>			<u>SPECIAL REVENUE</u>	
	<u>Education Fund</u>	<u>Operations and Maintenance Fund</u>	<u>Restricted Purpose Fund</u>	<u>Audit Fund</u>	<u>Liability Protection and Settlement Fund</u>
Beginning Balance (Estimated)	\$ 12,179,197	\$ 1,543,376	\$ (243,207)	\$ 105,236	\$ 1,691,752
Budgeted Revenues	48,893,402	6,248,498	28,090,000	90,700	2,785,500
Budgeted Expenditures	48,173,074	6,241,315	28,090,000	80,000	2,707,722
Budgeted Transfers from (to) Other Funds	<u>(690,000)</u>	<u>-</u>	<u>-</u>	<u>-</u>	<u>-</u>
Budgeted Ending Balance	<u>\$ 12,209,525</u>	<u>\$ 1,550,559</u>	<u>\$ (243,207)</u>	<u>\$ 115,936</u>	<u>\$ 1,769,530</u>

	<u>CAPITAL PROJECTS</u>	<u>PROPRIETARY FUND</u>	<u>DEBT SERVICE</u>	<u>FIDUCIARY FUNDS</u>	
	<u>Operations and Maintenance Fund (Restricted)</u>	<u>Auxiliary Enterprises Fund</u>	<u>Bond &amp; Interest Fund</u>	<u>Trust and Agency Fund</u>	<u>Working Cash Fund</u>
Beginning Balance (Estimated)	\$ 45,346,430	\$ 1,445,917	\$ 1,968,507	\$ (642)	\$ 7,600,000
Budgeted Revenues	2,451,200	6,999,190	2,954,898	-	-
Budgeted Expenditures	25,390,472	7,543,553	3,626,849	-	-
Budgeted Transfers from (to) Other Funds	<u>(1,040,000)</u>	<u>700,000</u>	<u>1,040,000</u>	<u>-</u>	<u>(10,000)</u>
Budgeted Ending Balance	<u>\$ 21,367,158</u>	<u>\$ 1,601,554</u>	<u>\$ 2,336,556</u>	<u>\$ (642)</u>	<u>\$ 7,590,000</u>

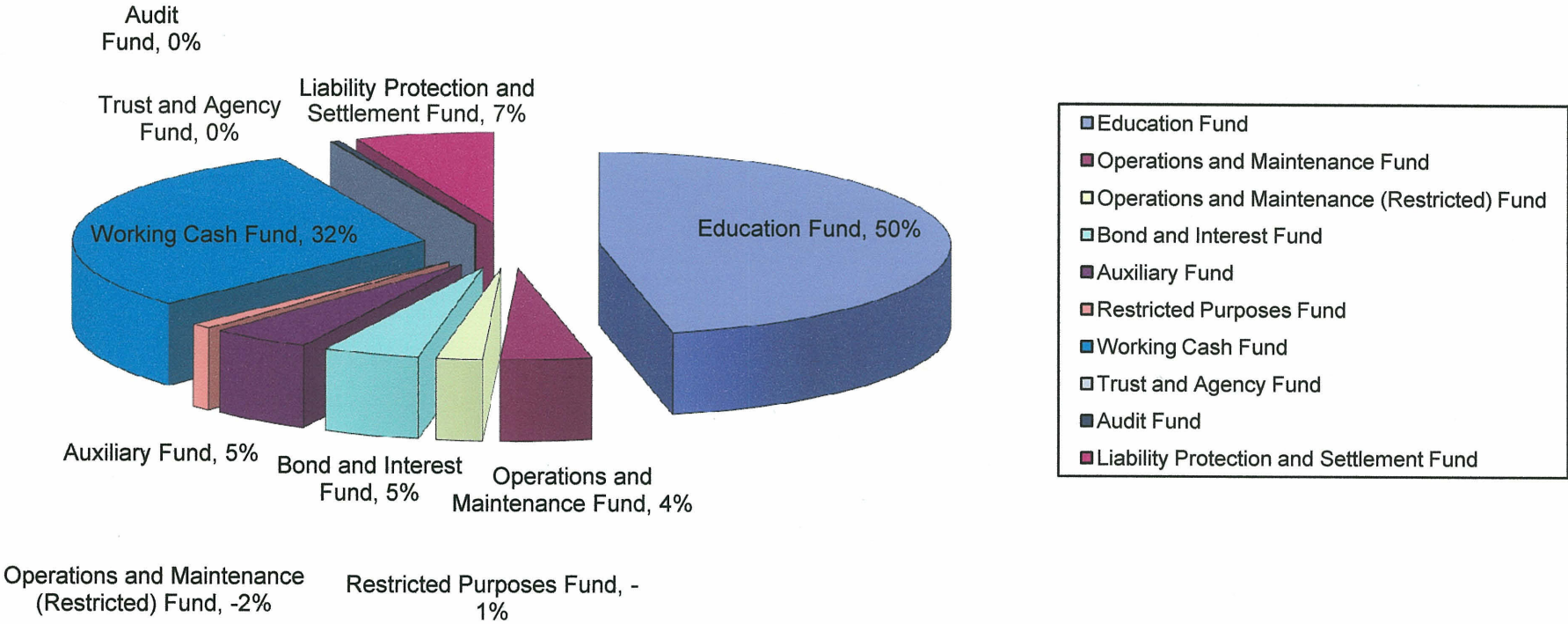
THE OFFICIAL BUDGET WHICH IS ACCURATELY SUMMARIZED IN THIS DOCUMENT WAS APPROVED BY THE BOARD OF TRUSTEES ON SEPTEMBER 15, 2010.

ATTEST: \_\_\_\_\_  
SECRETARY, BOARD OF TRUSTEES

### Fund Balances History All Funds (\$1,000s)



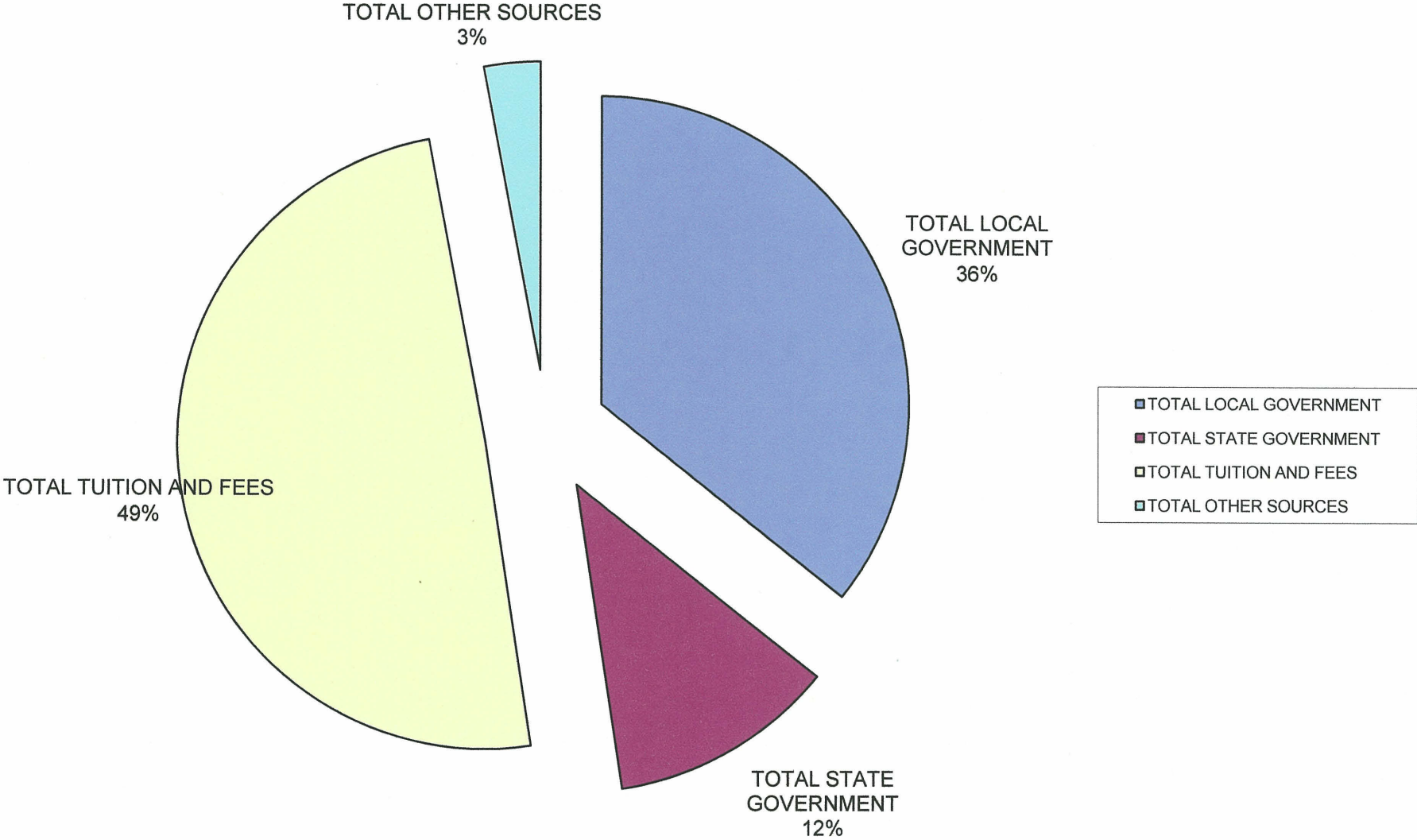
# Fund Balances



Parkland College  
SUMMARY OF FISCAL YEAR ESTIMATED REVENUES - ORIGINAL

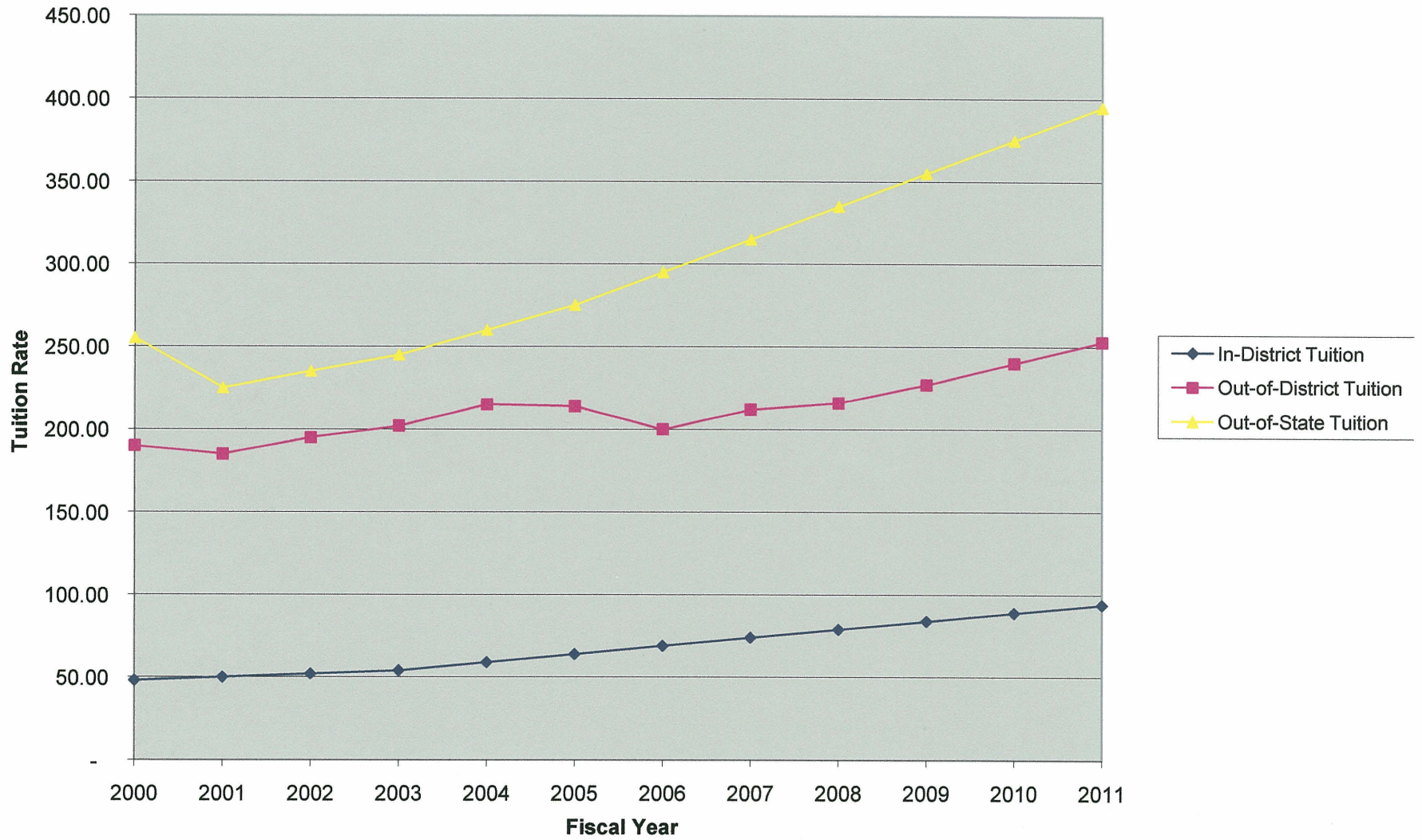
	2011		
	Education Fund	Operations & Maintenance Fund	Total Operating Funds
<b>OPERATING REVENUES BY SOURCE</b>			
<b>Local Government</b>			
Current Taxes	\$12,414,696	\$4,774,498	\$17,189,194
Back Taxes	56,000	19,000	75,000
Chargeback Revenue	358,337	0	358,337
CPPRTax	<u>1,650,000</u>	<u>350,000</u>	<u>2,000,000</u>
<b>TOTAL LOCAL GOVERNMENT</b>	<u>14,479,033</u>	<u>5,143,498</u>	<u>19,622,531</u>
<b>State Government</b>			
ICCB Credit Hours Grants	4,396,015	0	4,396,015
ICCB Equalization Grants	1,758,193	0	1,758,193
IBHE Vocational Grants	397,837	0	397,837
Other State Sources	<u>0</u>	<u>0</u>	<u>0</u>
<b>TOTAL STATE GOVERNMENT</b>	<u>6,552,045</u>	<u>0</u>	<u>6,552,045</u>
<b>Federal Government</b>			
Other Federal Sources	<u>169,500</u>	<u>0</u>	<u>169,500</u>
<b>TOTAL FEDERAL GOVERNMENT</b>	<u>169,500</u>	<u>0</u>	<u>169,500</u>
<b>Student Tuition and Fees</b>			
Tuition	25,636,039	0	25,636,039
Fees	<u>1,532,285</u>	<u>0</u>	<u>1,532,285</u>
<b>TOTAL TUITION AND FEES</b>	<u>27,168,324</u>	<u>0</u>	<u>27,168,324</u>
<b>Other Sources</b>			
Sales and Service Fees	362,500	0	362,500
Facilities Revenue	0	1,102,000	1,102,000
Investment Revenue	63,000	3,000	66,000
Other	<u>99,000</u>	<u>0</u>	<u>99,000</u>
<b>TOTAL OTHER SOURCES</b>	<u>524,500</u>	<u>1,105,000</u>	<u>1,629,500</u>
<b>TOTAL BUDGETED REVENUES</b>	<u>\$48,893,402</u>	<u>\$6,248,498</u>	<u>\$55,141,900</u>
<b>Less Non-Operating Items</b>			
Tuition Chargeback	358,337	0	358,337
<b>ADJUSTED REVENUE</b>	<u>\$48,535,065</u>	<u>\$6,248,498</u>	<u>\$54,783,563</u>

# Operating Revenues





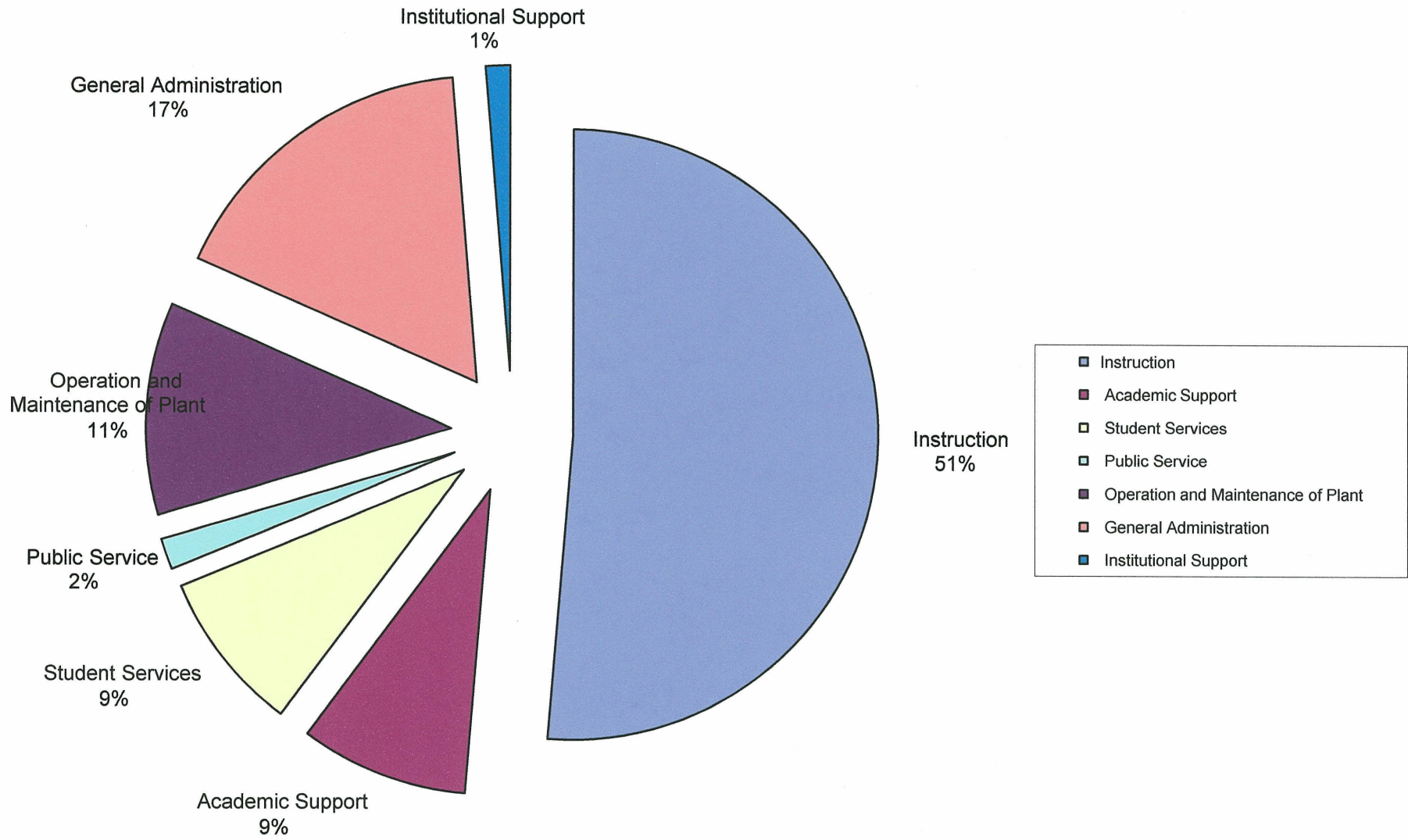
### Tuition Rates



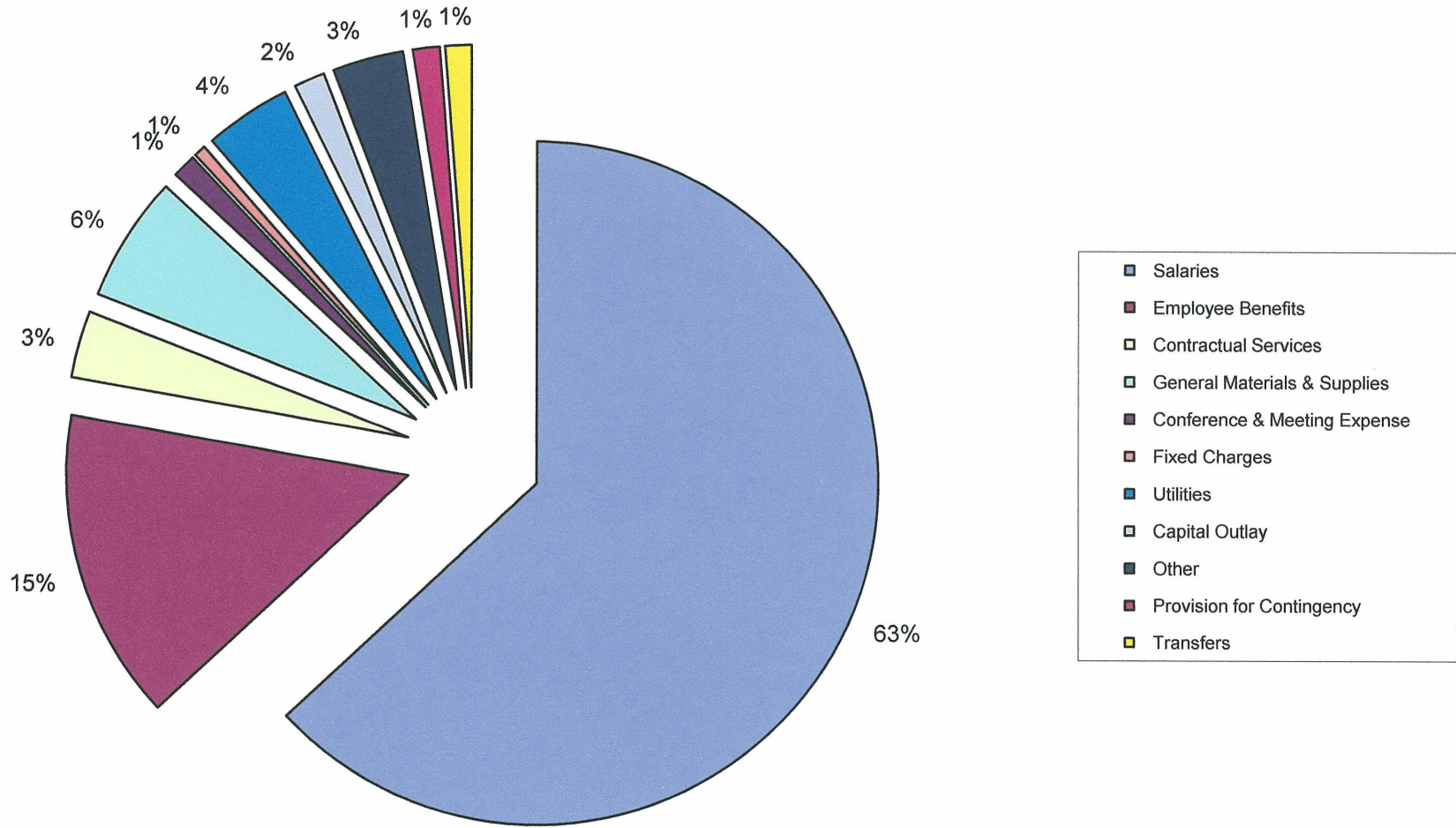
Parkland College  
SUMMARY OF FISCAL YEAR OPERATING BUDGETED EXPENDITURES - ORIGINAL

	2011		Total
	Education Fund	Operation & Maintenance Fund	
<b>BY PROGRAM</b>			
Instruction	\$27,806,896	\$0	\$27,806,896
Academic Support	5,126,005	0	5,126,005
Student Services	4,622,170	0	4,622,170
Public Service	888,713	0	888,713
Operation & Maintenance	0	6,041,315	6,041,315
General Administration	9,229,290	0	9,229,290
Institutional	500,000	200,000	700,000
<b>TRANSFERS</b>	<b>690,000</b>	<b>0</b>	<b>690,000</b>
<b>TOTAL BUDGETED EXPENDITURES</b>	<b><u>\$48,863,074</u></b>	<b><u>\$6,241,315</u></b>	<b><u>\$55,104,389</u></b>
Less Non-Operating Items Tuition Chargeback	40,000	0	40,000
<b>ADJUSTED EXPENDITURES</b>	<b><u>\$48,823,074</u></b>	<b><u>\$6,241,315</u></b>	<b><u>\$55,064,389</u></b>
<b>BY OBJECT</b>			
Salaries	32,836,327	1,912,996	34,749,323
Employee Benefits	7,381,311	723,218	8,104,529
Contractual Services	1,274,414	465,473	1,739,887
General Materials & Supplies	2,877,918	413,443	3,291,361
Conference & Meeting Expense	612,810	9,900	622,710
Fixed Charges	177,500	131,285	308,785
Utilities	11,515	2,235,000	2,246,515
Capital Outlay	650,593	150,000	800,593
Other	1,850,686	0	1,850,686
Provision for Contingency	500,000	200,000	700,000
<b>TRANSFERS</b>	<b>690,000</b>	<b>0</b>	<b>690,000</b>
<b>TOTAL BUDGETED EXPENDITURES</b>	<b><u>\$48,863,074</u></b>	<b><u>\$6,241,315</u></b>	<b><u>\$55,104,389</u></b>
Less Non-Operating Items Tuition Chargeback	40,000	0	40,000
<b>ADJUSTED EXPENDITURES</b>	<b><u>48,823,074</u></b>	<b><u>6,241,315</u></b>	<b><u>55,064,389</u></b>

### Operating Expenses by Program



### Operating Expenses by Object



Parkland College  
FISCAL YEAR BUDGETED EXPENDITURES

	2011			Totals
	Appropriations	Totals	Adjusted Bud	
<b>EDUCATION FUND</b>				
<b>INSTRUCTION</b>				
Salaries	\$22,242,774		\$22,242,774	
Employee Benefits	3,899,502		3,899,502	
Contractual Services	245,932		245,932	
General Materials and Supplies	972,758		972,758	
Conference and Meeting Expense	238,014		238,014	
Fixed Charges	22,440		22,440	
Utilities	0		0	
Capital Outlay	164,534		164,534	
Other	20,942		20,942	
		<u>\$27,806,896</u>		<u>\$27,806,896</u>
<b>ACADEMIC SUPPORT</b>				
Salaries	2,913,501		2,913,501	
Employee Benefits	794,117		794,117	
Contractual Services	211,067		211,067	
General Materials and Supplies	499,103		499,103	
Conference and Meeting Expense	109,984		109,984	
Fixed Charges	60		60	
Utilities	11,515		11,515	
Capital Outlay	404,999		404,999	
Other	181,659		181,659	
		<u>\$5,126,005</u>		<u>\$5,126,005</u>
<b>STUDENT SERVICES</b>				
Salaries	3,280,497		3,280,497	
Employee Benefits	1,062,608		1,062,608	
Contractual Services	39,978		39,978	
General Materials and Supplies	125,389		125,389	
Conference and Meeting Expense	46,038		46,038	
Fixed Charges	0		0	
Utilities	0		0	
Capital Outlay	5,900		5,900	
Other	61,760		61,760	
		<u>\$4,622,170</u>		<u>\$4,622,170</u>
<b>PUBLIC SERVICE</b>				
Salaries	677,800		677,800	
Employee Benefits	119,581		119,581	
Contractual Services	24,358		24,358	
General Materials and Supplies	61,254		61,254	
Conference and Meeting Expense	5,420		5,420	
Fixed Charges	0		0	
Utilities	0		0	
Capital Outlay	0		0	
Other	300		300	
		<u>\$888,713</u>		<u>\$888,713</u>

Parkland College  
FISCAL YEAR BUDGETED EXPENDITURES

	2011			
	Appropriations	Totals	Adjusted Bud	Totals
<b>EDUCATION FUND</b>				
<b>GENERAL ADMINISTRATION</b>				
Salaries	\$3,721,755		\$3,721,755	
Employee Benefits	1,505,503		1,505,503	
Contractual Services	753,079		753,079	
General Materials and Supplies	1,219,414		1,219,414	
Conference and Meeting Expense	213,354		213,354	
Fixed Charges	155,000		155,000	
Utilities	0		0	
Capital Outlay	75,160		75,160	
Other	1,586,025		1,586,025	
		<u>\$9,229,290</u>		<u>\$9,229,290</u>
<b>INSTITUTIONAL SUPPORT</b>				
Salaries	0		0	
Employee Benefits	0		0	
Contractual Services	0		0	
General Materials and Supplies	0		0	
Conference and Meeting Expense	0		0	
Fixed Charges	0		0	
Utilities	0		0	
Capital Outlay	0		0	
Other	0		0	
Provision for Contingency	500,000		500,000	
		<u>\$500,000</u>		<u>\$500,000</u>
<b>TRANSFERS</b>		<u>690,000</u>		<u>690,000</u>
<b>GRAND TOTAL</b>		<u>\$48,863,074</u>		<u>\$48,863,074</u>

Parkland College  
 BUDGETED REVENUES AND EXPENDITURES  
 OPERATIONS AND MAINTENANCE

	2011			
	<u>Appropriations</u>	<u>Totals</u>	<u>Adjusted Bud</u>	<u>Totals</u>
<b>REVENUES</b>				
Local Government Sources	\$5,143,498		\$5,143,498	
Facilities Revenue	1,102,000		1,102,000	
Investment Revenue	<u>3,000</u>		<u>3,000</u>	
<b>GRAND TOTAL</b>		<u><u>6,248,498</u></u>		<u><u>6,248,498</u></u>
<b>EXPENDITURES</b>				
Salaries	1,912,996		1,912,996	
Employee Benefits	723,218		723,218	
Contractual Services	465,473		465,473	
General Materials and Supplies	413,443		413,443	
Travel/Conf/Meeting Exp	9,900		9,900	
Fixed Charges	131,285		131,285	
Utilities	2,235,000		2,235,000	
Capital Outlay	150,000		150,000	
Contingency	<u>200,000</u>		<u>200,000</u>	
<b>Grand Total</b>		<u><u>6,241,315</u></u>		<u><u>6,241,315</u></u>

Parkland College  
 BUDGETED REVENUES AND EXPENDITURES  
 OPERATIONS AND MAINTENANCE RESTRICTED

	2011			
	<u>Appropriations</u>	<u>Totals</u>	<u>Adjusted Bud</u>	<u>Totals</u>
<b>REVENUES</b>				
Local Government Sources	\$1,226,200		\$1,226,200	
Student Tuition and Fees	1,040,000		1,040,000	
Investment Revenue	<u>185,000</u>		<u>185,000</u>	
<b>GRAND TOTAL</b>		<u>2,451,200</u>		<u>2,451,200</u>
<b>EXPENDITURES</b>				
Contractual Services	4,380,840		4,380,840	
Capital Outlay	21,009,632		21,009,632	
<b>TRANSFERS</b>	<u>1,040,000</u>		<u>1,040,000</u>	
<b>Grand Total</b>		<u>26,430,472</u>		<u>26,430,472</u>



Parkland College  
 BUDGETED REVENUES AND EXPENDITURES  
 BOND AND INTEREST FUND

	2011			
	<u>Appropriations</u>	<u>Totals</u>	<u>Adjusted Bud</u>	<u>Totals</u>
REVENUES				
Local Government Sources	\$2,954,898		\$2,954,898	
TRANSFERS	<u>1,040,000</u>		<u>1,040,000</u>	
GRAND TOTAL		<u>3,994,898</u>		<u>3,994,898</u>
EXPENDITURES				
Fixed Charges	<u>3,626,849</u>		<u>3,626,849</u>	
Grand Total		<u>3,626,849</u>		<u>3,626,849</u>

Parkland College  
 BUDGETED REVENUES AND EXPENDITURES  
 AUXILIARY ENTERPRISES FUND

	2011			
	Appropriations	Totals	Adjusted Bud	Totals
<b>REVENUES</b>				
State Government Sources	\$83,000		\$83,000	
Student Tuition and Fees	797,640		797,640	
Sales and Services	6,108,050		6,108,050	
Facilities Revenue	1,000		1,000	
Investment Revenue	1,000		1,000	
Other Revenue	8,500		8,500	
TRANSFERS	<u>700,000</u>		<u>700,000</u>	
GRAND TOTAL		<u>7,699,190</u>		<u>7,699,190</u>
<b>EXPENDITURES</b>				
Salaries	1,508,180		1,508,180	
Employee Benefits	380,964		380,964	
Contractual Services	359,760		359,760	
General Materials and Supplies	3,845,070		3,845,070	
Travel/Conf/Meeting Exp	164,699		164,699	
Fixed Charges	1,012,686		1,012,686	
Utilities	800		800	
Capital Outlay	42,000		42,000	
Other Expenditures	<u>229,394</u>		<u>229,394</u>	
Grand Total		<u>7,543,553</u>		<u>7,543,553</u>

FISCAL YEAR 2011 BUDGETED REVENUES

<u>RESTRICTED PURPOSES FUND</u>	<u>Revenues</u>	<u>Totals</u>
State Governmental Sources		
ICCB Other Additional Equipment Grant	\$ -	
ICCB Student Success Special Pops Grant	-	
ICCB Education to Careers Grant	-	
ICCB Welfare to Work Grant	-	
ICCB Technology Support Grant	-	
ICCB Technical Skills Enhancement Grant	-	
ICCB P-16 Accelerated College Grant	-	
ICCB Online Grant	-	
ICCB Workforce Development Bus & Ind Grant	90,000	
ICCB Other Grant Sources	1,000,000	
ISBE Grants	2,250,000	
Other State Sources	<u>250,000</u>	\$ 3,590,000
Federal Government Sources		
Department of Education Financial Aid	21,000,000	
Department of Education Restricted Grants	350,000	
Department of Labor	1,500,000	
Other Federal Sources	<u>650,000</u>	\$ 23,500,000
Other Sources		
Other Restricted Revenues	1,000,000	
Investment Revenue	-	
Facility Rental	<u>-</u>	\$ 1,000,000
GRAND TOTAL		<u>\$ 28,090,000</u>

FISCAL YEAR 2011 BUDGETED EXPENDITURES

<u>RESTRICTED PURPOSES FUND</u>	<u>Appropriations</u>	<u>Totals</u>
INSTRUCTION		
Salaries	\$ 500,000	
Employee Benefits	50,000	
Contractual Services	15,000	
General Materials and Supplies	55,000	
Conference and Meeting Expense	40,000	
Fixed Charges	-	
Utilities	-	
Capital Outlay	-	
Other	<u>190,000</u>	\$ 850,000
ACADEMIC SUPPORT		
Salaries	\$ 200,000	
Employee Benefits	35,000	
Contractual Services	2,000,000	
General Materials and Supplies	225,000	
Conference and Meeting Expense	175,000	
Fixed Charges	55,000	
Utilities	25,000	
Capital Outlay	125,000	
Other	<u>-</u>	\$ 2,840,000
STUDENT SERVICES		
Salaries	500,000	
Employee Benefits	125,000	
Contractual Services	25,000	
General Materials and Supplies	175,000	
Conference and Meeting Expense	25,000	
Fixed Charges	200,000	
Utilities	-	
Capital Outlay	25,000	
Other	<u>250,000</u>	\$ 1,325,000
PUBLIC SERVICE		
Salaries	500,000	
Employee Benefits	125,000	
Contractual Services	50,000	
General Materials and Supplies	25,000	
Conference and Meeting Expense	50,000	
Fixed Charges	300,000	
Utilities	25,000	
Capital Outlay	600,000	
Other	<u>400,000</u>	\$ 2,075,000
INSTITUTIONAL SUPPORT		
Other Financial Aid	<u>21,000,000</u>	\$ 21,000,000
GRAND TOTAL		<u><u>\$ 28,090,000</u></u>

Parkland College  
 BUDGETED REVENUES AND EXPENDITURES  
 AUDIT FUND

	2011			
	<u>Appropriations</u>	<u>Totals</u>	<u>Adjusted Bud</u>	<u>Totals</u>
<b>REVENUES</b>				
Local Government Sources	\$90,450		\$90,450	
Investment Revenue	<u>250</u>		<u>250</u>	
<b>GRAND TOTAL</b>		<u><u>90,700</u></u>		<u><u>90,700</u></u>
<b>EXPENDITURES</b>				
Contractual Services	<u>80,000</u>		<u>80,000</u>	
<b>Grand Total</b>		<u><u>80,000</u></u>		<u><u>80,000</u></u>

Parkland College  
 BUDGETED REVENUES AND EXPENDITURES  
 LIABILITY, PROTECTION AND SETTLEMENT FUND

	2011			
	<u>Appropriations</u>	<u>Totals</u>	<u>Adjusted Bud</u>	<u>Totals</u>
<b>REVENUES</b>				
Local Government Sources	\$2,780,500		\$2,780,500	
Investment Revenue	<u>5,000</u>		<u>5,000</u>	
<b>GRAND TOTAL</b>		<u><u>2,785,500</u></u>		<u><u>2,785,500</u></u>
<b>EXPENDITURES</b>				
Salaries	1,162,293		1,162,293	
Employee Benefits	1,007,189		1,007,189	
Contractual Services	99,082		99,082	
General Materials and Supplies	89,170		89,170	
Travel/Conf/Meeting Exp	14,988		14,988	
Fixed Charges	300,000		300,000	
Capital Outlay	30,000		30,000	
Other Expenditures	<u>5,000</u>		<u>5,000</u>	
<b>Grand Total</b>		<u><u>2,707,722</u></u>		<u><u>2,707,722</u></u>

FISCAL YEAR 2011 BUDGETED REVENUES

<u>TRUST AND AGENCY FUND</u>	<u>Revenues</u>	<u>Totals</u>
Local Governmental Sources		
College Funds	\$ -	
Federal Sources		
Department of Education	-	
Other Sources		
Loan Collections	<u>-</u>	
GRAND TOTAL		<u>\$ -</u>

FISCAL YEAR 2011 BUDGETED EXPENDITURES

<u>TRUST AND AGENCY FUND</u>	<u>Appropriations</u>	<u>Total</u>
Institutional Support		
Salaries	\$ -	
Scholarships	<u>-</u>	
GRAND TOTAL		<u>\$ -</u>

FISCAL YEAR 2011 BUDGETED REVENUES

<u>WORKING CASH FUND</u>	<u>Revenues</u>	<u>Totals</u>
Other Sources		
Investment Revenue	<u>\$ 10,000</u>	
 GRAND TOTAL		<u><u>\$ 10,000</u></u>

FISCAL YEAR 2011 BUDGETED EXPENDITURES

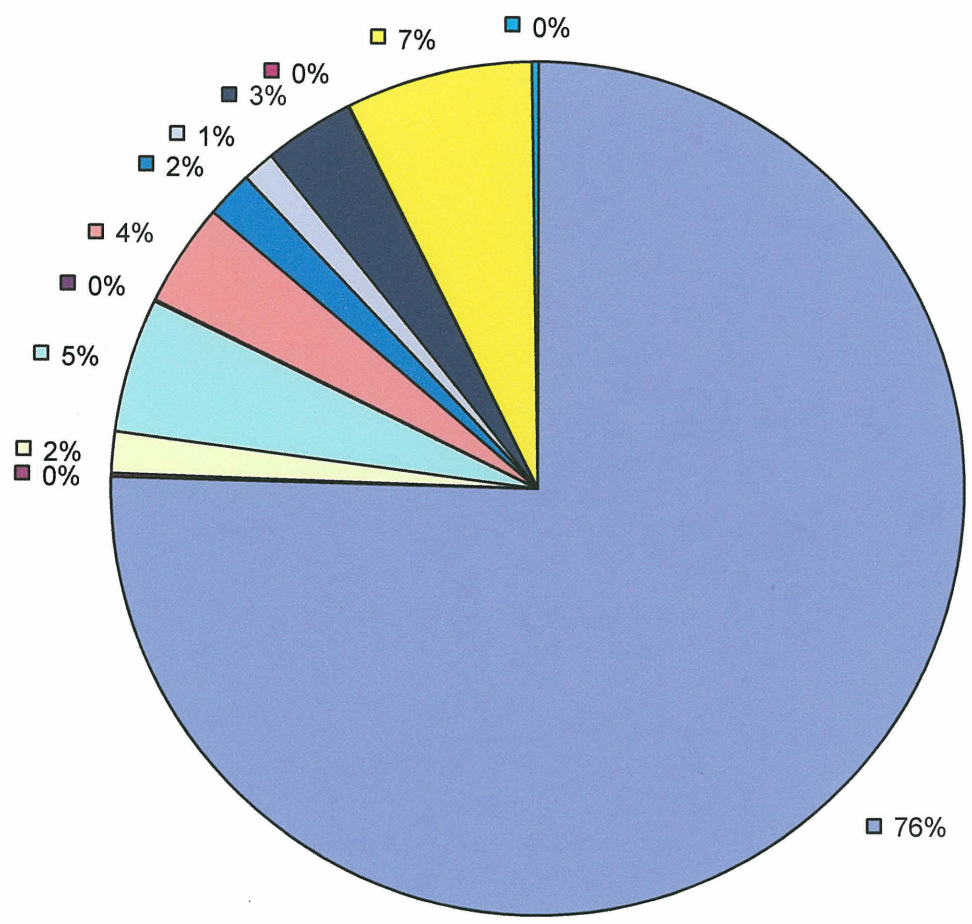
<u>WORKING CASH FUND</u>	<u>Appropriations</u>	<u>Total</u>
TRANSFERS	<u>\$ 10,000</u>	
 GRAND TOTAL		<u><u>\$ 10,000</u></u>



PARKLAND COLLEGE EQUALIZED ASSESSED VALUATIONS

COUNTY	TAX YEAR 2000	TAX YEAR 2001	TAX YEAR 2002	TAX YEAR 2003	TAX YEAR 2004	TAX YEAR 2005	TAX YEAR 2006	TAX YEAR 2007	TAX YEAR 2008	TAX YEAR 2009	PER CENT CHANGE
CHAMPAIGN	2,146,637,370	2,249,225,082	2,356,567,402	2,485,411,067	2,610,703,920	2,827,890,748	3,072,418,417	3,326,466,857	3,525,443,054	3,578,173,147	1.50%
COLES	7,963,015	7,340,829	6,757,851	6,225,361	6,416,722	5,963,210	5,573,540	5,306,338	5,758,277	6,114,626	6.19%
DEWITT	64,509,268	63,263,081	62,963,494	61,241,631	58,542,203	57,235,909	56,796,370	60,557,367	62,936,083	74,274,090	18.02%
DOUGLAS	213,927,173	213,873,061	212,081,194	211,719,753	205,222,157	208,085,929	208,085,929	218,607,217	229,699,701	240,503,383	4.70%
EDGAR	3,506,564	3,229,642	2,975,138	2,750,598	2,550,230	2,359,397	2,250,000	2,434,071	2,543,065	2,980,070	17.18%
FORD	169,740,151	170,049,562	170,518,292	169,817,255	163,136,913	166,210,215	171,232,142	177,019,659	183,254,673	186,970,466	2.03%
IROQUOIS	68,916,644	69,704,262	70,121,443	68,855,261	70,068,302	70,565,997	74,346,304	74,346,304	84,852,171	84,852,171	0.00%
LIVINGSTON	54,830,620	52,434,825	51,161,150	49,889,515	48,636,918	50,467,263	51,744,154	52,968,851	55,516,475	58,537,786	5.44%
MCLEAN	112,612,138	110,717,051	112,238,854	111,964,618	112,013,505	111,280,992	112,103,188	124,928,450	156,650,468	161,123,775	2.86%
MOULTRIE	4,120,557	3,821,243	3,570,168	3,302,506	3,058,323	2,828,750	2,456,964	2,544,048	2,711,561	2,868,600	5.79%
PIATT	241,106,057	243,761,308	247,128,738	258,267,102	252,425,217	260,450,144	276,121,406	295,752,213	317,723,113	335,458,140	5.58%
VERMILION	11,755,423	11,153,861	10,628,076	10,463,662	9,759,669	9,376,245	10,303,236	11,310,925	12,118,874	12,408,340	2.39%
TOTALS	3,099,624,980	3,198,573,807	3,306,711,800	3,439,908,329	3,542,534,079	3,772,714,799	4,043,431,650	4,352,242,300	4,639,207,515	4,744,264,594	2.26%

2009  
Tax Year EAV

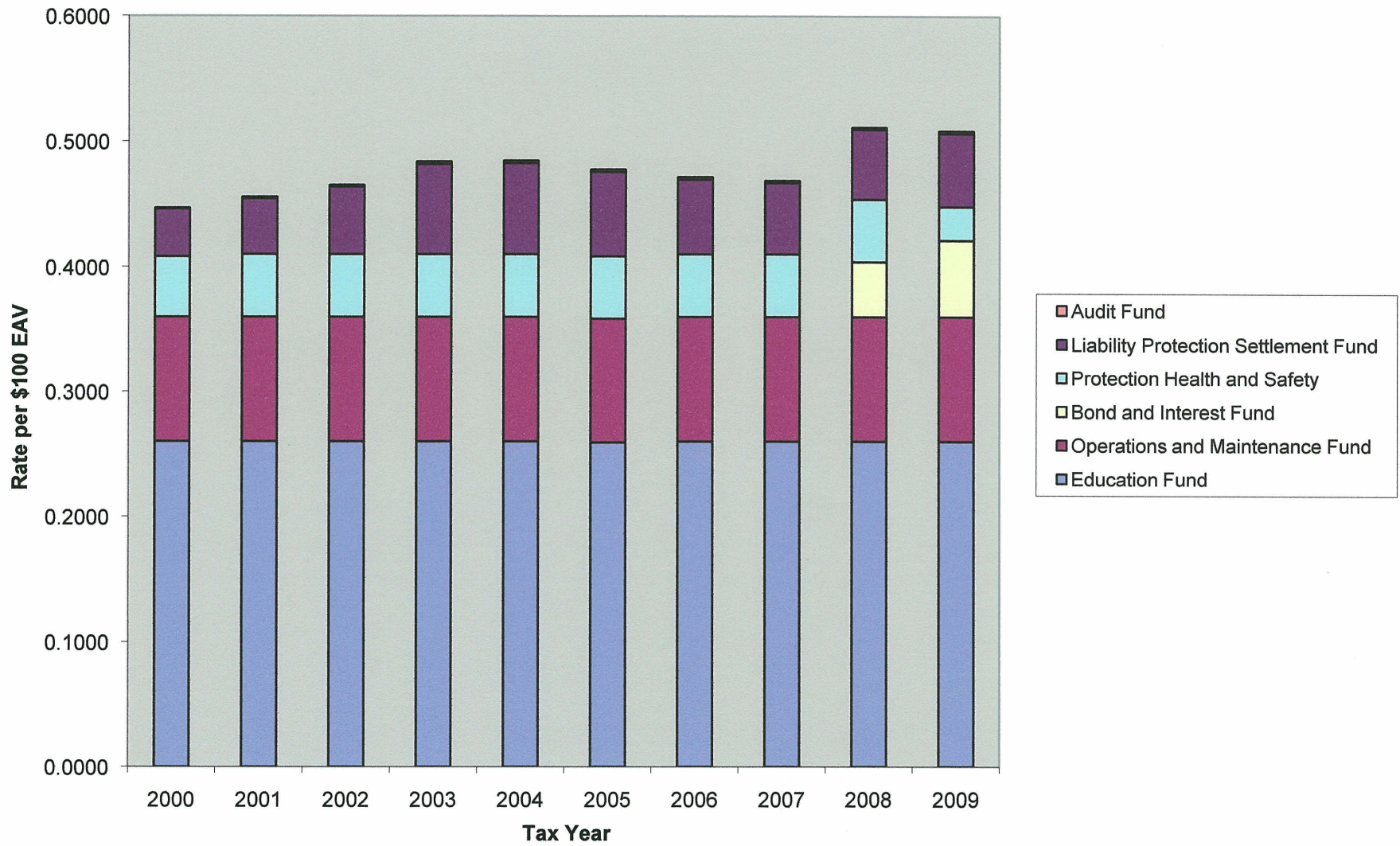


- CHAMPAIGN
- COLES
- DEWITT
- DOUGLAS
- EDGAR
- FORD
- IROQUOIS
- LIVINGSTON
- MCLEAN
- MOULTRIE
- PIATT
- VERMILION

PARKLAND COLLEGE TAX RATES

	TAX YEAR 2000	TAX YEAR 2001	TAX YEAR 2002	TAX YEAR 2003	TAX YEAR 2004	TAX YEAR 2005	TAX YEAR 2006	TAX YEAR 2007	TAX YEAR 2008	TAX YEAR 2009	CHANGE
<b>OPERATING FUNDS LEVIES</b>											
Education Fund	0.2600	0.2600	0.2600	0.2600	0.2600	0.2591	0.2600	0.2600	0.2600	0.2600	0.00%
Operation and Maintenance Fund	0.1000	0.1000	0.1000	0.1000	0.1000	0.0996	0.1000	0.1000	0.1000	0.1000	0.00%
<b>DEBT RETIREMENT LEVIES</b>											
Bond and Interest Fund	0.0000	0.0000	0.0000	0.0000	0.0000	0.0000	0.0000	0.0000	0.0439	0.0611	39.18%
<b>SPECIAL LEVIES</b>											
Audit	0.0008	0.0012	0.0014	0.0021	0.0021	0.0020	0.0020	0.0019	0.0019	0.0019	0.00%
Tort Liability	0.0225	0.0250	0.0287	0.0436	0.0449	0.0408	0.0348	0.0341	0.0376	0.0390	3.72%
Property Insurance	0.0048	0.0062	0.0091	0.0087	0.0085	0.0087	0.0081	0.0075	0.0070	0.0063	-10.00%
Medicare	0.0089	0.0101	0.0121	0.0116	0.0118	0.0107	0.0100	0.0093	0.0097	0.0117	20.62%
State Unemployment	0.0008	0.0009	0.0009	0.0022	0.0006	0.0005	0.0005	0.0004	0.0004	0.0002	-50.00%
Worker's Compensation	0.0008	0.0022	0.0030	0.0056	0.0068	0.0065	0.0061	0.0056	0.0010	0.0016	60.00%
Protection, Health and Safety	<u>0.0483</u>	<u>0.0500</u>	<u>0.0500</u>	<u>0.0500</u>	<u>0.0500</u>	<u>0.0498</u>	<u>0.0500</u>	<u>0.0500</u>	<u>0.0500</u>	<u>0.0267</u>	-46.60%
<b>TOTAL TAX RATE</b>	<u>0.4469</u>	<u>0.4556</u>	<u>0.4652</u>	<u>0.4838</u>	<u>0.4847</u>	<u>0.4778</u>	<u>0.4715</u>	<u>0.4688</u>	<u>0.5115</u>	<u>0.5085</u>	-0.59%

### Tax Rate History



fy11 Budget/Staffing Plan

Division Department	Administrative Staff	Confidential Supervisory Staff	Professional Support Staff	Full Time Faculty	Total Headcount
<b>Executive Services</b>					
President's Office	1	1	0	0	2
Foundation	2	0	2	0	4
Marketing/Public Relations	1	0	0	0	1
Reprographics	0	1	2	0	3
Marketing/ Creative Services	0	1	4	0	5
Physical Plant	1	2	42	0	45
<b>Institutional Advancement</b>					
Vice-President's Office	1	1	1	0	3
Adult Education	1	0	2	0	3
Workforce Development	1	0	1	0	2
Inst. Accountability & Research	1	0	4	0	5
Grants and Contracts	1	0	2	0	3
Distance Virtual Learning	1	0	5	0	6
Business Training	1	0	5	0	6
<b>Academic Services</b>					
Vice President's Office	1	1	1	0	3
Dean Academic Services	1	0	1	0	2
Center for Excellence in Teaching	1	0	2	0	3
Library	1	0	6	4	11
Center for Academic Success	0	0	7	1	8
Planetarium	0	0	2	0	2
Dean Career/Transfer Programs	1	0	2	0	3
Business & Ag Industries	1	0	1	12	14
Engineering Science Tech	2	0	2	16	20
Fine & Applied Arts	1	0	7	15	23
Health Professions	1	0	9	25	35
Humanities	1	0	2	36	39
Mathematics	1	0	1	17	19
Computer Science & Info Tech	1	0	3	14	18
Natural Sciences	1	0	4	21	26
Social Sciences & Human Services	1	0	2	20	23
<b>Student Services</b>					
Vice President's Office	1	1	1	0	3
Dean Student Services	1	0	0	0	1
Student Life	1	0	3	0	4
Admissions	1	1	15	0	17
Counseling & Advising	0	0	7	8	15
Disability Services	1	0	3	0	4
Assessment / Testing	1	0	3	0	4
Athletics	1	0	3	0	4
Career Center	1	0	2	0	3
Financial Aid	1	0	8	0	9
Community Education	1	0	2	0	3
Student Support Services/TRIO	1	0	2	0	3
Adult Re-Entry Center	1	0	1	0	2
Public Safety	1	1	18	0	20
<b>Administrative Services</b>					
Vice President's Office	1	0	0	0	1
Business Office	0	2	8	0	10
Human Resources	0	3	3	0	6
Campus Technologies	0	3	21	0	24
Bookstore	0	1	4	0	5
Child Development Center	0	1	10	0	11
<b>FY 2011 Totals</b>	<b>41</b>	<b>20</b>	<b>236</b>	<b>189</b>	<b>486</b>
Grant Funded (Included in totals)	2	0	6	0	8
FY 2010 Totals	41	20	236	183	480
FY 2009 Totals	42	18	234	179	473
FY 2008 Totals	41	17	237	179	474
FY 2007 Totals	39	15	243	179	476
FY 2006 Totals	37	17	244	179	477
FY 2005 Totals	39	20	247	179	485
FY 2004 Totals	41	19	258	179	497

ILLINOIS COMMUNITY COLLEGE BOARD

DEFINITIONS

## Illinois Community College Board

### FUND DEFINITIONS

Financial administration requires that each transaction be identified for administrative and accounting purposes. The first identification is by "fund" which is an independent fiscal and accounting entity, requiring its own set of books in accordance with special regulations, restrictions and limitations that earmark each fund for a specific activity or for attaining certain objectives. Each fund must be so accounted for that the identity of its resources and obligations and its revenues and expenditures is continually maintained.

#### Education Fund

The Education Fund is established by Section 3-1 of the Illinois Public Community College Act and is the most active of those maintained by the College. All transactions which relate directly to the instructional program are recorded here along with transactions involving Academic Support, Student Services, Public Services, General Administration and Institutional Support. The sources of revenue credited to the Education Fund are local Education Fund tax levies, student tuition, state support, out-of-district chargebacks, state and federal monies for reimbursable programs and other revenue.

#### Operations and Maintenance Fund--Operational

The Operations and Maintenance Fund is established by Section 3-1 and Section 3-20.3 of the Illinois Public Community College Act and is used to account for expenditures resulting from facilities improvements and operation and maintenance of plant. Local Operations and Maintenance Fund tax levies and Corporate Personal Property Replacement Taxes provide the primary means of financing the operation of this fund.

#### Operations and Maintenance Fund--(Restricted)

This fund is used to account for monies restricted for building purposes and site acquisition.

It is suggested that Protection, Health, and Safety levies; Building Bond Proceeds; Repair and Renovation Grants; and accumulation monies restricted from the Operations and Maintenance levy for building purposes be accounted for in a series of self-balancing accounts in this fund.

#### Bond and Interest Fund

The Bond and Interest Fund is established by Section 3A-1 of the Illinois Public Community College Act. This fund is used to account for payment of principal, interest, and related charges on any outstanding bonds. Debt service for each bond issue must be accounted for separately using a group of self-balancing accounts within the fund.

Illinois Community College Board

FUND DEFINITIONS

(Continued)

Auxiliary Enterprises Fund

The Auxiliary Enterprises Fund is established by Section 3-31.1 of the Illinois Public Community College Act and accounts for college services where a fee is charged to students/staff. Each enterprise/service should be accounted for separately using a group of self-balancing accounts within the fund. Examples of accounts in this fund include food services, student stores, and intercollegiate athletics.

Only monies over which the institution has complete control should be included in this fund. Subsidies for auxiliary services by the Education Fund should be shown as transfers to the appropriate account.

Restricted Purposes Fund

The Restricted Purposes Fund, established by ICCB Rules 1501.508 and 1501.509, is for the purpose of accounting for monies that have restrictions regarding their use. Each specific project should be accounted for separately using a complete group of self-balancing accounts within the Restricted Purposes Fund. Care should be taken in establishing each group of self-balancing accounts so that the accounting and reporting requirements of the grantor are met. If the grantor provides an accounting manual, it should be followed for the group of self-balancing accounts. ICCB grants which should be accounted for in this fund include the advanced technology equipment grant, special populations grant, economic development grant, and retirees health insurance grant.

Working Cash Fund

The Working Cash Fund is established by Section 3-33.1 of the Illinois Public Community College Act. This fund is first established without voter approval by resolution of the local board of trustees for the purpose of enabling the district to have on hand at all times sufficient cash to meet the demands for ordinary and necessary expenditures. Additional bonds may be issued, without voter approval, in an amount or amounts not to exceed in the aggregate 75 percent of the total tax extension from the authorized maximum rates for the Education Fund and the Operations and Maintenance Fund combined, plus 75 percent of last known corporate personal property replacement tax allocation.

This fund is used to account for the proceeds of working cash bonds. By making temporary transfers, the Working Cash Fund is used as a source of working capital by other funds. Such temporary transfers assist operating funds in meeting the demands for ordinary and necessary expenditures during periods of temporary low cash balances. Payments for the principal or interest of working cash bonds should be made from the Bond and Interest Fund. (Section 3-33.1 through Section 3-33.6 of the Illinois Public Community College Act relate to various provisions for the Working Cash Fund.)



Illinois Community College Board

FUND DEFINITIONS

(Continued)

Trust and Agency Fund

The Trust and Agency Fund, established by Section 3-27c of the Illinois Public Community College Act, is used to receive and hold funds when the college serves as a custodian or fiscal agent for another body. The college has an agency rather than a beneficial interest in these monies. Each agency's monies should be accounted for by a complete group of self-balancing accounts, or sub-fund, within this fund. College club monies, for example, should be accounted for in this fund.

Audit Fund

The Audit Fund is established by Chapter 85, Section 709 of Illinois Revised Statutes for recording the payment of auditing expenses. The audit tax levy should be recorded in this fund, and monies in this fund only should be used for the payment of auditing expenses.

Liability, Protection and Settlement Fund

This fund is established pursuant to Chapter 85, Section 9-107 and Chapter 108 1/2, Section 21-110.1 of the Illinois Revised Statutes. The tort liability, property insurance, medicare insurance, unemployment insurance, and worker's compensation levies should be recorded in this fund. The monies in this fund, including interest earned on the assets of this fund, should be used only for the purposes authorized under unemployment, or worker's compensation insurance or claims, or Chapter 108 1/2, Section 21-110.1, i.e., the cost of participation in the Federal Medicare Program. Revenue and expenditures for each type of insurance coverage should be accounted for separately using a complete set of self-balancing accounts within the Liability, Protection, and Settlement Fund.

Illinois Community College Board

REVENUE DEFINITIONS

Local Support

Revenues from district taxes, from chargebacks, and from all governmental agencies below the state level.

State Support

State revenues from all state governmental agencies.

Tuition and Fees

All tuition and fees, less refunds, remissions, and exemptions, assessed against students for educational and general purposes.

Other Revenue

Revenues which do not fit into specific revenue source categories, i.e., revenue from use of college facilities, revenue from refunds, revenue from investments, revenue from service fees and fines.

## Illinois Community College Board

### PROGRAM DEFINITIONS

#### Instruction

Instruction consists of those activities dealing directly with or aiding in the teaching of students or improving the quality of instruction. It includes the activities of the faculty in the transfer, career and evening programs (credit and equivalency) and all the supportive equipment, materials, supplies and costs that are necessary to implement the instructional program.

#### Academic Support

Academic Support includes the operation of the library, learning lab, instructional materials center and communication systems, used in the learning process. It also includes all equipment, materials, supplies and costs that are necessary to support this function.

#### Student Services

Student Services provides services in the areas of admissions, records, counseling, testing, financial aid, Placement and the administration of the Student Services program. It also includes all equipment, materials, supplies and costs that are necessary to support this function.

#### Public Services

The Public Services function includes the services provided to the general community, governmental agencies and business and industry for non-credit, continuing education and community service activities. Continuing education is considered to be those non-credit activities under Public Service which have been established to provide an educational service to the various members of the Community, and are not part of degree credit or certificate credit curriculum. Continuing education includes but is not limited to professional review courses, workshops and seminars. Community services are those activities under Public Service concerned with making available to the public various resources and unique capabilities that exist within the institution. Examples of community service may be conference and institutes, general advisory services and reference bureaus, urban affairs, international affairs, radio, television, consultation and similar activities which meet the test that the primary intent for establishment is to provide services which are beneficial to groups and individuals outside of the institution.

Illinois Community College Board

PROGRAM DEFINITIONS

(Continued)

Operation and Maintenance of Plant

Operation of Plant consists of the custodial activities necessary in order to keep the physical facilities open and ready for use. Maintenance of plant consists of those activities necessary to keep the grounds, buildings and equipment operating efficiently. Costs also include all equipment, materials and supplies necessary to support this function.

General Administration

General Administration consists of those activities which have as their purpose the general regulation, direction and control of the affairs of the College on a system-wide basis. Included in this function are the President's Office, the Business Office, the Personnel Office, Research and Planning Office and Informational Services. Costs also include all equipment, materials and supplies necessary to support this function.

Institutional Support

Institutional Support expense consists of those costs that benefit the entire College and are not readily assignable to a particular cost center. Insurance costs, legal fees, auditing fees and tuition chargebacks are examples of items included in this area. Also included in this program are the Board of Trustees, Computer Center, the College Land Laboratory and Contingency Provisions.

Illinois Community College Board

OBJECT DEFINITIONS

Salaries

The compensation for services rendered by personnel employed by the College, as well as student help employed to complement the educational process and its supporting area.

Employee Benefits

The cost to the College for annual physical examinations, health, accident, long-term disability, life and dental insurance for its employees.

Contractual Services

Services contracted for by the College from organizations or personnel not on the payroll of the College. Included are fees paid to workshop directors, consultants, lawyers and auditors. In addition, expenditures for equipment repairs and machine repairs and other items designated as contractual services.

Materials and Supplies

Expenditures for all supply items used by the College such as paper, printed materials, books, periodicals, program brochures, materials for processing in programs, tools and all items which constitute a cost of less than \$25.

Conference and Meeting Expense

Expenditures incurred by the College personnel for travel in connection with the everyday activities of the College, such as instructors' travel to and from off-campus classes and articulation meetings with high schools by employees in Student Activities. Travel to conventions, meetings, institutions and workshops by professional staff is also recorded here.

Vehicle Expense

Expenditures incurred by the College for the gas, oil, grease, tires, tubes and other items necessary to maintain, repair and operate the College vehicles.

Fixed Charges

Obligations of the College for the rental of off-campus facilities, supportive computer equipment rentals, equipment and film rentals and property and casualty insurance.

Illinois Community College Board

OBJECT DEFINITIONS

(Continued)

Utilities

Expenditures for utilities used by the College such as water, electricity, gas and telephone.

Capital Outlay

Expenditures resulting in the acquisition of capital assets or from initial or additional items of equipment, furniture and machines.

Other

All other expenditures not provided for elsewhere in the object category series.

Contingency

Budgetary appropriations that are set aside for unforeseen expenditures. The Board of Trustees must approve a budget adjustment by resolution to transfer from the Provision for Contingency budget account to the appropriate budget account in accordance with the Illinois Public Community College Act.